



PERMANENT MAKE UP, MICROBLADING AND DERMA PIGMENTS

Swiss Color[®] Pigments

COLORCARD

EP/SC Eyeliner Pigments

EP80	EP80 Jetblack	intensive black; mixed with thinner, ideal for shading technique	EXPERT TIP The perfect combination of Jetblack and Stardust enables you to create amazing eyeliner and shading effects. Due to their Superflow features, both pigments are easy to place in the skin with just a few strokes. Thereby you protect your customers skin whilst achieving beautiful long lasting results.
EP81	EP81 Stardust	intensive black pigment; only for eyeliner shading	
SC351	SC351 Ultrablack	carbon black pigment with creamy consistency; only to be used pure!	
SC352	SC352 Powerblack	carbon black with slightly liquid consistency; work in carefully, only use pure!	



Swiss Color® Quality

Pigments are the heart of every Permanent make up & Microblading treatment. We offer high-quality, purified pigments for various applications that will convince you and your customers.

Swiss Color® pigments for Permanent make up, Microblading and Paramedical pigmentation are free of iron oxides, color stable, opaque and hold very well in the skin!

The size of the pigment grains is optimized by a special process. This enables us to achieve a very high pigment density, color fastness and maximum pigment storage in the skin.


























The mixing components of our pigments are individually adapted to the treatments. Therefore, we can offer a suitable product for every skin type and every treatment.

Advantages at a glance:

- no color change
- very good durability in the skin, less rework
- approx. 60–80 % of the pigments remain visible after regeneration, pigments fade evenly
- 100 % free of iron oxides, heavy metals and microplastics
- only organic-synthetic components









Intensive Lip IL Pigments

Skin types see last page fold-out 

		COLOR SCALE	COLOR DESCRIPTION	PIGMENT CHOICE BY SKIN TYPES
IL10	IL10 Candy		based on orange, balances cool lip colors, warms them up	<p>PURE</p>  <p>MIXED</p> 
IL11	IL11 Strawberry		dynamic red, warm undertones with intensive red, for strong expression	<p>PURE</p>  <p>MIXED</p> 
IL12	IL12 Diva		pink, warm undertones, for a clear, fine color result	<p>PURE</p>  <p>MIXED</p> 
IL13	IL13 Kiss		cool, pink lip tone, with an intensive red character	<p>PURE</p>  <p>MIXED</p> 
IL14	IL14 Bordeaux		cool magenta undertone, for a strong color result	<p>PURE</p>  <p>MIXED</p> 
IL15	IL15 Cherry		magenta pigments, classic lip color with cool expression	<p>PURE</p>  <p>MIXED</p> 
IL16	IL16 Sangria		strongly darkened brown-red, magenta undertone, suitable for darkening	<p>PURE</p> 
IL17	IL17 Maron		earthy, harmonious hue, with a touch of chestnut brown	
IL18	IL18 Rosewood		powdery hue with yellow-ashy undertone for an intense nude look	
IL19	IL19 Peach		powdery, light color for discreet lips, with a rosy-yellow undertone	
IL20	IL20 Rose Kiss		fresh, beige rosé tone for nude-colored soft pigmentation results	
IL21	IL21 Tangerine		yellow-orange mixing color to prevent cool looking results, balances natural melanin level	

Intensive Brow IB Pigments

Skin types see last page fold-out 

		COLOR SCALE	COLOR DESCRIPTION
IB30	IB30 Gold Brown		fine honey caramel tone for gentle underlining with ombré techniques
IB31	IB31 Nature Brown		naturally warm mid-brown tone ideal for ladies with brunette hair
IB32	IB32 Medium Brown		ashblonde pigment tone for ladies with darkblonde hair color
IB33	IB33 Classic Brown		classic mid-brown tone for elegant color expression for all ages
IB34	IB34 Dark Brown		stylish dark brown tone for ladies with dark hair color
IB35	IB35 Black Brown		exclusive dark brown shade for ladies with very dark hair color
IB36	IB36 Ash Brown		black-brown, ashy cool pigment tone, specially developed for Asian skin types
IB37	IB37 Orange		correction and mixing color, to warm up all IB brown tones

PIGMENT CHOICE BY SKIN TYPES		
PURE		
		
MIXED		
		
PURE		
		
MIXED		
		
PURE		
		
MIXED		
		
PURE		
		
MIXED		
		
PURE		
		
MIXED		
		
PURE		
		
MIXED		
		

Derma DP Pigments


		COLOR SCALE	COLOR DESCRIPTION
DP60	DP60 White		highest white content for scar retouching, use only sparingly, pure mixing color
DP61	DP61 Light Beige		universally applicable, slightly pink pigment for opaque results
DP62	DP62 Yellow Beige		golden undertone for natural sandy nuances
DP63	DP63 Dark Beige		golden brown tone as nude-color for natural color nuances
DP64	DP64 Rose Beige		for cool natural nude-looks, pure or as a mixing color for all DP pigments
DP65	DP65 Yellow		almost pure yellow pigment, do not use pure, only use as mixing pigment
DP71	DP71 Areola 1		strong cool red, pure or as mixing pigment for desired rosé tones
DP72	DP72 Areola 2		brick-red, warm pigment with yellow undertones
DP73	DP73 Areola 3		yellow based brown tone with a reddish brown undertone
DP74	DP74 Areola 4		honey-colored pigments for a warm golden brown shade with yellowish undertones
DP75	DP75 Areola 5		warm, yellow brown shade for European skin types as base pigment
DP76	DP76 Areola 6		can be used pure for dark skin types, suitable for darkening as a mixing color

PIGMENT CHOICE HELP


Areola and Derma pigments must always be individually determined, mixed and tested according to the skin areas to be treated!

The following pigment choice is only a guide for various treatment options:

LIGHT SKIN




MODERATE TO DARK SKIN




SCALP



AREOLA HIGHLIGHTS



AREOLA PURE


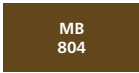














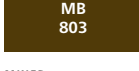



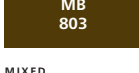











Microblading MB Pigments

Skin types see
fold-out 

Skin types

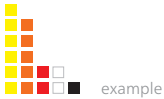
		COLOR SCALE	COLOR DESCRIPTION
MB801	MB801 Skin		golden yellow camouflage color, for highlights, not a mixing color!
MB802-2	MB802-2 Flamingo		lightening dark pigments, correction of blue/green tones, warming cool tones
MB803	MB803 Olive		for reddish eyebrows, mixed with brown tones, for an ashy result
MB804	MB804 Maple		natural color for light blonde and reddish hair types
MB805	MB805 Brazil		soft medium to dark brown, for warm hazelnut brown mix with MB802-2
MB806	MB806 Walnut		rich chocolate brown, for cool skin undertones
MB807	MB807 Ebony		ashy-olive brown for cool results; for warm brown mix with MB802-2
MB808	MB808 Coconut		ashy-olive dark brown tone for cool results
MB809	MB809 Dark Chocolate		rich black-brown tone, pure or warm up with a hint of MB802-2

PIGMENT CHOICE BY SKIN TYPES	
PURE	 
MIXED	 
PURE	 
MIXED	 
PURE	 
MIXED	 
PURE	 
MIXED	 
PURE	 
MIXED	 
PURE	 
MIXED	 

BY FITZPATRICK	
I	 <p>very light, pale white</p>
II	 <p>light, fair</p>
III	 <p>light brown, light to olive</p>
IV	 <p>olive, moderate brown</p>
V	 <p>brown, dark brown</p>
VI	 <p>black, very dark brown</p>

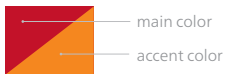
Notes

COLOR SCALE



In order to make it easier for you to select from our extensive product range, you will find the color components for each pigment shade in graphic form.

PIGMENT MIXTURES



The recommended pigment mixtures each consist of a main color (top left) and an accent color (bottom right). The mixing ratio must always be determined individually!

COLOR SAMPLE

The color samples reflect the pure brilliance and consistency of Swiss Color® pigments. The actual appearance of the color is determined by each individual skin type. Please also note the inside of the foldout.



SWISS COLOR® PIGMENTS

Our Swiss Color® pigments comply with the requirements of ResAP (2008)1, the regulation of 21/12/2012 and the new pharmaceutical regulation from 04/2013 concerning nickel.

Swiss Color® follows the Ordinance of the EDI on objects for the mucosa, skin and hair contact (Ordinance on objects for human contact, HKV, SR 817.023.41) Version: May 1, 2017 and ResAP (2008) 1. Furthermore, each pigment raw material is tested for possible impurities in independent accredited test laboratories. We guarantee that all our Swiss Color® DP, IB and IL pigments are made from high-purity raw materials, mixed and dispersed under vacuum and sterilized with gamma rays. Our pigments do not contain any preservatives in order to exclude and avoid allergy carriers.

Swiss Color® pigments are free from: iron oxides, dangerous AZO dyes, PAH = polycyclic aromatic hydrocarbons, forbidden heavy metals, dangerous aromatic amines including NDELA = Nitrosodiethanolamine.

Swiss Color® quality for your safety!



SC Cosmetics Handels GmbH
Baumgarten 26
A-6320 Angerberg
T +43 (0) 5332 / 566 71
info@swiss-color.com
WWW.SWISS-COLOR.COM

SC-International® AG
Neugasse 26
CH-9000 St. Gallen
T +41 (0) 71 / 663 77 77
info@swiss-color.ch
WWW.SWISS-COLOR.CH